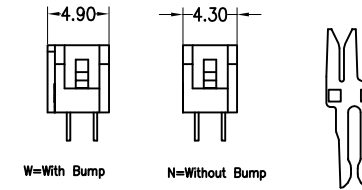
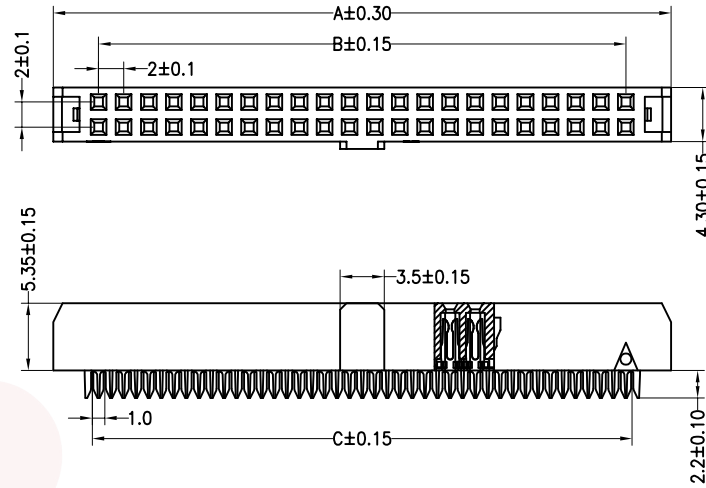




SPECIFICATIONS

Rated Current:1.0AMP
 Contact Resistance:20mΩ Max
 Withstand Voltage:500V AC/DC
 Insulation Resistance:1000MΩ Min
 Operation Temperature:-40°c to +105°c

Contact Material:Brass
 Contact Plating:Au or Sn Over Ni
 Insulator Material:Polyester(UL94V-0)
 Standard: PBT
 Max.Processing Temp: 180°C for 30-60 seconds
 (200°C for 10 seconds)



Pin	Dimension mm		
	A	B	C
06	11.20	4.00	5.00
08	13.20	6.00	7.00
10	15.20	8.00	9.00
12	17.20	10.00	11.00
14	19.20	12.00	13.00
16	21.20	14.00	15.00
18	23.20	16.00	17.00
20	25.20	18.00	19.00
22	27.20	20.00	21.00
24	29.20	22.00	23.00
26	31.20	24.00	25.00
30	35.20	28.00	29.00
34	39.20	32.00	33.00
40	45.20	38.00	39.00
44	49.20	42.00	43.00
50	55.20	48.00	49.00
60	65.20	58.00	59.00
64	69.20	62.00	63.00
68	73.20	66.00	67.00
80	85.20	78.00	79.00

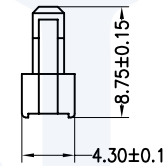
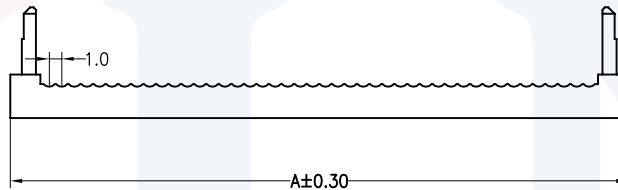
Ordering Information

5326 XX Y B XX B X 01

No. of Pins
06~80P

Contact Plating
 S0:Gold Flash/Ni
 S1:30u" Gold/Ni
 S2:50u" Gold/Ni
 S3:100u" Gold/Ni
 S4:200u" Gold/Ni
 S5:300u" Gold/Ni
 SN:Ni

Option Type
 W=With Bump
 N=Without Bump



OPERATION		DRAW	YiYuSheng	20.08.15	SCALE	FIT
X.X	±0.30					
X.XX	±0.20	CHECK			UNIT	mm
X.XXX	±0.10				SIZE	A4
Angle	±3°	APPROVE			SHEET	1/1
DIM	TOL				PROJ.	◆

JILN® 深圳市锦凌电子有限公司
 SHENZHEN JINLING ELECTRONIC CO.,LTD
 Tel: 86-755-2997-5806/5802 Fax: 86-755-2997-5992

REV	DATE	MODIFICATION DESCRIPTION	CHANGE
A0	2020.08.15	NEW DRAWING	

PART NO.	5326XXYBXXBX01
TITLE:	2.0 FC 双接触 NPin 二件式